


Moses and Miriam Celebrate – Coloring Page

God saved the Israelites! Moses and Miriam celebrated. Color Miriam holding a tambourine. Then color Moses. Color the rest of the picture.



Session 9 Fall 2021

Art: Tatevik Avakyan/Deborah Wolfe, Ltd.

Celebrate Wonder All Ages © 2021 Abingdon Press

9B

What's Wrong? – Puzzle

Miriam and Moses have reasons to celebrate. But this picture isn't quite right! Circle ten items that are wrong. Then color the page.



Session 9 Fall 2021

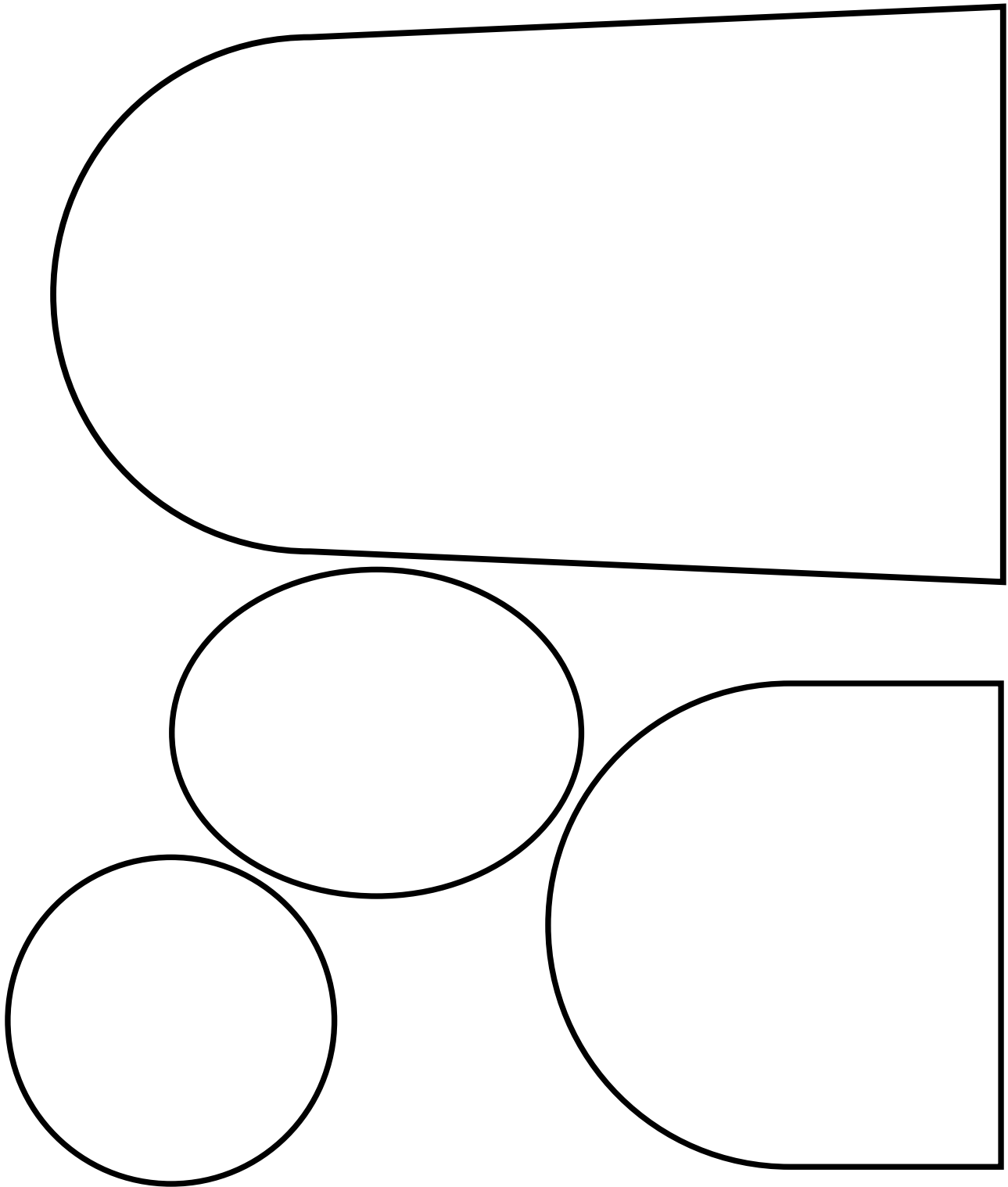
Art: Tatevik Avakyan/Deborah Wolfe, Ltd.

Celebrate Wonder All Ages © 2021 Abingdon Press

9D


Moses and Miriam Puppet Patterns – Art

Photocopy the page onto card stock. Then cut out the shapes. Use the shapes to make Bible story puppets (see page 9E).




Moses and Miriam Puppet Instructions – Art

Use these instructions to make puppets of Moses and Miriam.



Trace around the shape templates you made earlier onto construction paper.

Cut the shapes out of construction paper and arrange them as you see here.



Glue the pieces together using a gluestick. Add eyes, a mouth, and sleeves using a marker.

Cut hand shapes out of construction paper and glue them to your puppets.

Finally, attach a large craft stick to the back, using tape.